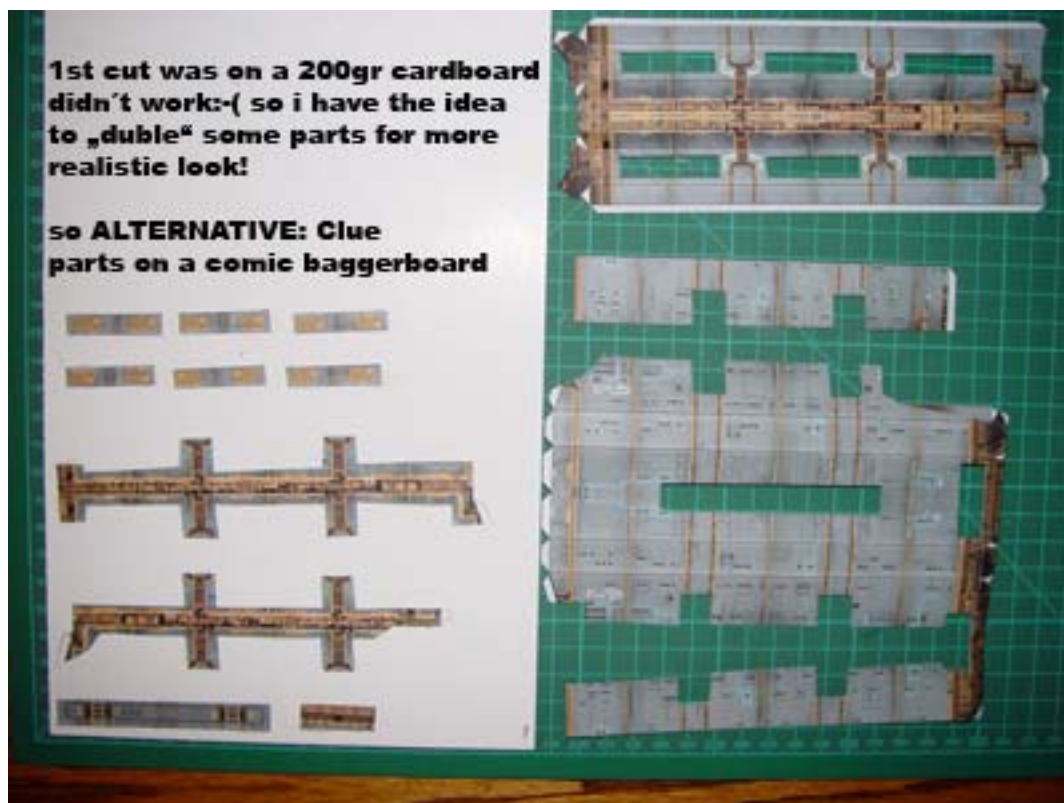



found at: <http://paperstarships.tengun.net/>

Assemble Instructions Side 1 of 3

20.12.2004

Print out on 160 gr cardstock!



# Hiigaran "Khar-Toba" Prison Ship

Creator: Enterprise-E

found at: <http://paperstarships.tengun.net/>


## Assemble Instructions Side 2 of 3

20.12.2004

Front



Now glue front part to hull, use back of hull to adjust front part from inside




# Hiigaran "Khar-Toba" Prison Ship

Creator: Enterprise-E

found at: <http://paperstarships.tengun.net/>

## Assemble Instructions Side 3 of 3

20.12.2004



Cut out parts from the cardboard (pic 2) and glue! Colour edges.

